

THE CRAFT MAILBOX

www.craftmailbox.com.au

'Waste not want not' is a catchphrase which generations before us grew up on, and which current generations are fast learning! Recycle / reuse becomes easy when you use your skills to make something new again with clever stitching and imaginative embellishments. Books such as 'Sewing Green' & 'Craft Cycle' do justice to the 'green theme'.


At The Craft Mailbox we aim to inspire teachers and students of sewing and creative textile arts right around Australia. We want to share with you some feedback we received recently from a School:

"The Craft Mailbox team are excellent!!! They have provided our school with speedy service and really listened to what our needs were. We have been supplied with heaps of very inspirational books that made us think about how we could incorporate innovative ideas into our textile programs from Year 7 to Year 12. We really appreciated the personal touch and look forward to a long association with The Craft Mailbox."
Karen Hundy, Mackillop Catholic College


Sandra May, Principal



Experimental Textiles
From the author of "Hot Textiles", a new, truly inspirational guide to developing **experimental textile art**, from 3D work to large scale installations. Expand your techniques, let confidence bloom, and become a textile artist!
128pp Hc.
193260 - \$54.95




Felting Fashion
An 'Oh Wow!' book! Practical ideas for creating **beautiful clothes from felt**, including step-by-step instructions for nuno felt. Has detailed patterns and templates for garments from hats, vests, jackets, to coats & corsages. Basics to embellishments.
128pp Hc.
193262 - \$49.95




Fibreart Montage by Judith Baker Montano
Combining Quilting, Embroidery & Photography with Embellishments. Like nothing you've ever seen before, this is **9 books in one!** Friendly prose takes readers step-by-step through the techniques used - visually exciting book. 266pp Hc, spiral bound.
188403 - \$62.95



Connecting Art to Stitch by Sandra Meech
Designed to give you confidence to advance your craft with 30 short, structured exercises. Experiment sculpture, painting, & photography; develop sketchbook skills, collage, or mixed media; and turn the concept into usable stitch projects. 128pp Hc.
198097 - \$49.95




Fabric Embellishing - Basics & Beyond
Get ready for fun & personal creativity! Find hundreds of photos to aid you in **50+ embellishing techniques & projects**. Covers equipment, supplies, fabric manipulation, soft and hard embellishment, tips & gallery. Excellent book!
160pp Hc.
188424 - \$53.95



Altered Shoes
Add your own personal stamp to new or old favourite shoes. 20 inventive projects using techniques such as fabric, paint, polymer clay, crystals, seashells, deconstructed jewelry, fabric markers. 128pp.
193263 - \$34.95




Sewing Green
Stitch beautifully, tread lightly! Get into the eco-friendly mindset, learn the tricks about **thrift-store shopping, deconstructing garments** and materials, and get started on 25 projects with patterns including napery, totes, toys, dresses & more.
144pp. 193258 - \$45




Craft Cycle
Transform throw-away materials into treasures with 40+ step-by-step craft projects from bags, rugs & bowls to a mailbox! Find tips & ideas for green living, and seasonal recipes to tempt your tastebuds. Recycle magazines, wood, china, glass, textiles & much more. Be challenged to a greener lifestyle! 144pp.
193259 - \$34.95



One-Yard Wonders
101 irresistible options! Turn a yard of cloth into a sturdy tote, plush toy, yoga mat bag, shorts, skirts, sewing kit, apron, casserole wrap... incl patterns, instructions & inspiration. 304pp, Hc.
188427 - \$39.95



Art & Quilt
Understand, appreciate & create works of art one step at a time; explore fundamentals & examine essential principles using examples & hands-on exercises. Find a variety of techniques, lessons & tips to get all levels of quilters & artists inspired! 136pp.
198098 - \$48.95



Crazy Patchwork
Combine wool, yarns and fabrics with machine stitching and water-soluble stabiliser to create a stunning selection of sweaters, scarves, tops, bags and belts. Simple techniques with clear photos. 15 projects.
48pp. 198088 - \$23.95


Water Soluble Stabilizer
EL9425 - \$2.50 p/mtr




Pretty Little Cozies
These stylish designs are colourful, modern, and playfully feminine; made from gorgeous fabrics and brimming with clever design and intriguing details. 32 projects for books, phones, laptops, wraps & much more. Simple stitching with maximum effect! 132pp.
Hc. 198090 - \$32.95




Silk Unraveled
Inside this stunning, full-color book, Moffat manipulates her fabrics with techniques such as ripping silk into strips then fusing and layering them onto other pieces, leaving unfinished edges and raveled threads. This creates fabulous textural surfaces and blankets of patterns. 14 projects for pillows, quilts, vests, bags, a curtain, kimono and more. 142pp.
188421 - \$52.95




Stitch Alchemy
Discover step-by-step techniques for making basic paper-cloth, adding colour and interest to the foundation with inks, stains, paints, and glazes, how to texturize, printmaking techniques, effects, and more. 10 projects range from bookmarks, paper beads, to a journal cover and more. 134pp.



Printmaking + Mixed Media
Learn simple **printmaking techniques** and how to incorporate printed images into mixed-media artwork on paper and fabric. Use accessible & affordable processes. Printing presses not required. 120pp. 283053 - \$43.95



Framing & Presenting Textile Art
Aimed at the student or artist, this guide is an essential for successful framing. Covers presentation and protection of textile art, full of helpful tips and professional how-to. Learn squaring, stretching, mounting, fabric extensions and more. 156pp. 193255 - \$45



Canvas Remix
Techniques for creating **mixed-media accessories**. Enjoy the freedom to sand, glaze or scribble to create a unique painted canvas. Make hand carved stamps and transfer images. Then rip, twist and sew for 20+ accessory projects. 30+ techniques. 128pp. 193239 - \$34.95



49 Sensational Skirts
Make head-turning **A-Line skirts** using simple but effective fabric manipulation techniques with inexpensive, readily available materials. Create ruffles, loops & layers, unusual decorations and unique prints with pens, paints & foil. Transform an old favourite &/or learn how to make and decorate a skirt from scratch using the handy bound-in pattern template. No previous sewing knowledge necessary! 128pp. 188324 - \$44.95




Design & Make Fashion Hats
At last, a **millinery** book! 14 fashionable hat designs, easy to make, clearly laid out with images, supply lists, tool lists and illustrated making sequences. Even beginners can confidently and successfully tackle all projects! Berets to bridewear. 144pp. 193254 - \$45




101 Fabulous Fat-Quarter Bags
Great value - 101 purses & 10 super easy projects with complete instructions. Includes small & large purses, totes and zippered pouches. In-depth chapter on handles & closures. Just add your own touch of embellishments. 64pp. 138363 - \$39.95

For All Your Bag Making Supplies
Bag Feet
Bag Templates
Double Sided Basting Tape
Bag & Tote Strap
Rings: D, O, Rectangle
Snap Closures
Swivel Latches
Wrap-N-Fuse Piping
Interfacing & Stabilizer
craftmailbox.com.au




Teens & Tweens
Share quilting with the next generation with these 17 fresh ideas for accessories, home decor items, and quilts. Instructions are designed for easy visual learning by youngsters and beginning quilters alike, incl piecing, applique and embroidery. 96pp. 138533 - \$47.95



Artistic Photo Quilts
Transform your digital photos into luminous fabric art. Create stunning quilts with your **camera, computer and cloth**. 11 exercises show you how to alter photos and use them to create beautiful, original works of fabric art. Inspirational! 96pp. 138491 - \$49.95


Magnet Tote Snap Closures
14mm - \$4.95
CV6240 - Antique Gold
CV6241 - Black Nickel
18mm - \$5.95
CV6244 - Antique Gold
CV6245 - Black Nickel




Transparency in Textiles
Explore the newest trend in textile art: **transparency and translucency**. Packed with innovative techniques using exciting materials, such as acetates, Perspex, resins and gels, as well as more traditional media such as fabric and paper. 128pp Hc. 188398 - \$49.95



Hot Textiles
Burn, layer, melt, distort and shape a range of exciting materials with heat tools to create beautiful textiles. Use an iron, heat gun or soldering iron combined with easy to follow instructions. Learn through play! 128pp Hc. 198045 - \$49.95



Fabric Art Collage
40+ Mixed Media Techniques (each illustrated). Find out which products work best for each technique. Try melting crayons onto muslin, paint wool felt with bleach, or heat-embossing quilt batting using lace. Endless inspiration! 5 small quilt projects. 96pp. 138450 - \$49.95



Next Steps in Altered Photo Artistry
Explore the amazing visual effects you can create with photos and Photoshop Elements software, and then interpret these images in fabric. Build on the techniques for printing on fabric covered in Altered Photo Artistry. Incl Bonus CD of trial software. 80pp. 138509 - \$47.95



Altered Photo Artistry
Use your computer, printer and sewing machine to make amazing art from ordinary images. Make 6 easy projects including tote bags, book covers and more using 6 different techniques. Details on printing on fabric, free motion quilting and more. 80pp. 138243 - \$47.95

Two Book Combo Offer
188902 - \$90

Reference Books




Fabricate

A modern presentation of distinctive cloth-making and manipulation techniques. Create gorgeous unique handmade fabrics and transform them into fun and useful projects using a variety of easy fibre-art and fabric manipulation techniques. Projects include laptop cases to evening bags, elegant wraps to flirty skirts. 17 projects, 128pp. 288006 - \$39.95



Fabric Art Workshop

Explore the exciting world of fibre artistry using this complete craftroom companion. 27 popular & new techniques, each presented in full detail with photos and step-by-step instructions. Read, experiment, discover and amaze! 128pp. Highly recommended, techniques galore! 183034 - \$49.95



Exploring Textile Arts

The ultimate guide to manipulating, colouring & embellishing fabrics. 42 techniques covering texture & depth, colour & design, applique techniques, transferring designs, marking fabrics & much more. An invaluable reference for students, seasoned sewers or novices to inspire your talent. 224pp. 188323 - \$54.95




Ideas for Applique

Eileen Campbell guides us through machine applique with this invaluable collection of techniques. Includes broderie perse, three-dimensional and padded applique, embellishing backgrounds, free-machine and hand embroidery, trees, flowers, birds + more. 127pp. 198076 - \$39.95




I Love Patchwork

Be influenced by zakka, the Japanese design style! Discover 21 creative, innovative & useful projects from linen & print fabrics. Projects: Ball, cushion, mobile, pencil case, lap quilt, utensil basket & more. 160pp 188434 - \$42.95



The Quilting Arts Book

This is Art Quilting 101 in a book! Inside, readers will find everything art-quilt related, from art and design principles for quilters to in-depth techniques for surface design and embellishment. Stunning inspiration. 144pp. 188326 - \$46.95



Fusing Fabric

Delicious! Discover a most innovative textile art technique - cut, fuse and mark fabric with a soldering iron to create stunning effects! Find full step by step instructions for the basic methods, and a wealth of inspiration for experimentation. 128pp. 198046 - \$39.95




The Art of Manipulating Fabric

The possibilities for 3D manipulation of fabric through gathering, pleating, tucking, shirring and quilting woven materials are endless. More than 350 diagrams with how-to's and sub-techniques. Perfect for textile artists and all sewers. 312pp. 193059 - \$59.95




Create Your Own Hand-Printed Cloth

Discover your inner artist in this practical guide to surface design. Learn 8 easy techniques; stamping, stenciling, random screenprinting, gelatin plate printing, deconstructed screenprinting, soy wax batik and rubbings. 96pp. 138313 - \$49.95




Japanese Kimekomi Fast, Fun, and Fabulous Fabric Handballs

All you need is a batch of pretty fabric scraps, a smooth Styrofoam ball, a few dabs of glue, and a length of cord or ribbon. You can complete the simplest patterns in less than an hour then move on to more intricate and challenging designs. 16 projects. 188426 - \$39.95




Embellish, Stitch, Felt

Explore the new dry-felting techniques both by hand and with an embellisher machine. Make felt fabrics from scratch, build up texture, incorporate tucks and tubes and work in three dimensions. 128pp. Hc. 193189 - \$49.95




Needle Felting by Hand or Machine

From embellishing ready-made garments to creating wonderful & intriguing fabric surfaces, the possibilities are endless. Find instructions for wet and dry felting, learn about fibres, tools and techniques. 15 projects. 128pp. 193261 - \$32.95



Craft Inc - Turn Your Creative Hobby Into A Business

A step-by-step guide to everything from developing products and naming the company to writing a business plan, applying for licenses, and paying taxes. Chapters on sales, marketing, trade shows, and publicity round out the mix. 160pp. 195011 - \$26.95



Freestyle Machine Embroidery

Techniques and Inspiration For Fiber Art Learn all the basics from how to set up a workspace, select colours, control thread tension, distort fabric, create stitch texture and more. An indispensable guide for every textile artist. 192 pp. 283052 - \$53.95



Making Kimono and Japanese Clothes

Discover the history & see a showcase of this stunning artform. A comprehensive guide including patterns, practical diagrams and assembly instructions. Suitable for beginner sewers to the more accomplished dressmakers, quilters and embroiderers. 7 styles with variations, 128pp. 193216 - \$39.95



Huge Range
Quality Products
Great Service

6 EASY WAYS TO ORDER

-  Local Call 1300 307 721
-  Online www.craftmailbox.com.au
-  Email sales@craftmailbox.com.au
-  Post The Craft Mailbox
PO Box 226
Maroubra NSW 2035
-  Fax 1300 307 754
-  In Person Craft Mailbox Showroom
4/17 Green Street
Banksmeadow (Botany)
9am-5pm, Mon-Fri (or by appt)

Customer Service >

Please allow 2-21 days for delivery. If for some reason your products are delayed, you will be notified.

Returns & Guarantee >

We offer a 10 day 'no fuss' money back guarantee on all our products (except software), when products are returned to us in original condition (we do not refund postage & handling).

Pricing Policy >

Prices are correct at time of printing but may change from time to time due to currency fluctuations.

Privacy >

We do not sell, trade, swap or lend your details to any other organisations.

Bank Transfer Details >

Account Name: The Craft Mailbox (Reference Cust ID or Surname)
Bank: Commonwealth Bank, BSB: 062 198, Account No. 1041 0833

Order Form

Name _____
Address _____
Suburb _____ Post Code _____
Phone _____
Email _____
 Supply us with your email address and receive regular updates on new products. Tick here if you do not want to receive this service.

Sew 'N Sharp Needle Sharpener Pad

Sharpen and polish all sizes and shapes of machine and hand sewing needles and pins. Sharpen sewing machine needles as you sew without removing the needle from the sewing machine; this saves time and extends needle life. 181020 - \$19.95



Please send me the following:

Product Code	Description	Qty	Price

Postage & Handling within Australia (International charged at cost) 7.50

Total Payable \$

Payment Details:

(Payment or Official Purchase Order Required with Order)

I enclose a cheque/money order or charge: Mastercard | Visa | CCV Code | | |

Card Number | | | - | | | - | | | - | | |

Cardholder's Signature _____ Exp Date | | - | |

Locker Hooking

Hook, Loop & Lock

Locker hooking is a fun, easy-to-learn method for turning strips of fabric or yarn into rugs, pillows, wallhangings, bags, ornaments, journal covers and one-of-a-kind gifts. Everything a beginner needs to know. 31 bold, modern, wild or whimsical projects. 128pp. NB Author prefers size 5 canvas. 188413 - \$43.95



Hooking Accessories

- 181024 Locker Hook \$ 9.95
- Rug Canvas Size 5
- 53641 91x76cm \$19.95
- 53642 91x152cm \$24.95
- Rug Canvas Size 3.75
- 67536 91x76cm \$19.95
- 67560 91x152cm \$24.95

Stack n Store Bobbin Tower

Keep your bobbins organised! This neat little stacker will keep 30 bobbins conveniently organised - 5 bobbins per interlocking wheel. Holds any type of bobbin. Secures thread ends - no more tangles! See thread colours at a glance. CV9508 - \$27.95



New from Clover Hana-Ami Flower Loom

Create beautiful fun-flowers in every season with wool, yarn, ribbon or raffia in different shapes and sizes. The flowers can be joined together to make beautiful wearable art, home decor accessories, trimmings and bags. 6 different sizes and shapes. CVK3146 - \$34.95



New from Clover 5-in-1 Sliding Gauge

The best feature about this multifunctional tool is it locks in place enabling accurate marking. It has 5 (or more) terrific uses! Button hole spacer & sizer, seam allowance gauge, circle compass, hem gauge and 'T' gauge. CV9506 - \$17.95



Texture Magic

Steam activated shrinking fabric. Simply sew Texture Magic to the back of your fabric, apply steam, & the fabric will magically shrink 30% in all directions, creating a beautiful textured effect. Instructions included. Cannot be ironed! Size: 120x45cm. 181019 - \$19.95



Grip-N-Grip

Heat resistant non-slip surface. Aids in hooping embroidery hoops, marking quilt tops, using Shiva Paintstiks, coloring on fabric, making quilt labels, and many other uses. Also great for signing friendship quilts. Size 12x17in. 181023 - \$24.95



Printable Fabric



When only the best will do for your photo-quilt projects & so easy to use! Print, let dry, peel off the plastic backing, soak for 10 minutes. When the fabric dries, sew! 6 sheets per pack. \$34.95 per pack

- EQ019 - 100% Cotton
- EQ026 - Cotton Satin
- EQ025 - Cotton Lawn

EQ027 - 100% cotton, 50 sheets - \$179